



allgemeiner deutscher
hochschulsportverband



fédération allemande du sport universitaire
german university sports federation

Ergebnisse WUC Wasserski 2008 In China



| Premiumpartner des
adh und Förderer des
Spitzensportprojekts |



| Gefördert durch das Bundesministerium für Familie, Senioren, Frauen und Jugend (BMBFSFJ) aus Mitteln des Kinder- und Jugendplans, durch die Deutsche Sportjugend (dsj) sowie durch das Bundesministerium für Bildung und Forschung |




| Förderer des internationalen
Wettkampfsports |

Open Men Overall Results















- 01.10.2008 - 04.10.2008

	Bib	Name	Country	Categ.	Slalom	Tricks	Jump	Overall
1		Sedlmajer Adam	CZE 	Ope M	897,44	890,93	925,71	2714,08
2		Selsor Storm	USA 	Ope M	743,59	838,94	997,14	2579,67
3		Melnuk Kevin	CAN 	Ope M	544,87	821,61	942,86	2309,34
4		Vesely Petr	CZE 	Ope M	903,85	633,03	754,29	2291,17
5		Burdick Cale	USA 	Ope M	1000,00	509,68	645,71	2155,39
6		Beliakou Herman	BLR 	Ope M	500,00	1000,00	468,57	1968,57
7		Bernatowicz Krzystof	POL 	Ope M	679,49	455,66	811,43	1946,58
8		Papakul Nikita	BLR 	Ope M	666,67	767,58	434,29	1868,54
9		Haslam Sam	GBR 	Ope M	564,10	347,60	891,43	1803,13
10		Miranda Rodrigo	CHI 	Ope M	12,82	772,68	1000,00	1785,50
11		Bellingham Christopher	GBR 	Ope M	794,87	250,76	471,43	1517,06
12		Gibson Matthew	NZL 	Ope M	538,46	475,03	494,29	1507,78
13		Selsor Ryan	USA 	Ope M	538,46	124,36	817,14	1479,96
14		Paradis Alex	CAN 	Ope M	282,05	338,43	794,29	1414,77
15		Oliver Daniel	GBR 	Ope M	500,00	178,39	665,71	1344,10
16		Bushyn Siarhei	BLR 	Ope M	435,90	369,01	488,57	1293,48
17		Donaldson Karl	NZL 	Ope M	487,18	238,53	271,43	997,14
18		Massaki	JPN 	Ope	269,23	308,87	294,29	872,39

	Hamada			M				
19	Ishikava Eijiro	JPN		Ope M	25,64	258,92	517,14	801,70
20	Weston Brad	AUS		Ope M	493,59	141,69	120,00	755,28
21	Nagatomo Shun	JPN		Ope M	294,87	107,03	325,71	727,61
22	Schultz Karl	NZL		Ope M	12,82	237,51	465,71	716,04
23	Olifent Wayne	AUS		Ope M	256,41	133,54		389,95

Overall Team classification Team results

- 01.10.2008 - 04.10.2008

	Country	Slalom	Tricks	Jump	Overall
1	 United States of America	2800,00	2871,87	2900,26	8572,13
2	 Czech Rep.	2698,73	2686,28	2486,25	7871,26
3	 France	2546,15	1698,01	2262,50	6506,66
4	 Belarus	1997,44	2477,51	1660,26	6135,21
5	 Canada	2067,95	1591,83	2290,27	5950,05
6	 Poland	1876,93	1305,99	2322,86	5505,78
7	 Great Britain	1858,97	901,67	2028,57	4789,21
8	 China	1278,20	1603,97	1572,31	4454,48
9	 New Zealand	1753,85	1085,75	1263,12	4102,72
10	 Japan	846,15	757,19	1214,73	2818,07
11	 Belgium	800,00	899,34	775,00	2474,34
12	 Slovakia	661,54	654,30	740,62	2056,46
13	 Australia	1403,85	275,23	120,00	1799,08
14	 Chile	12,82	772,68	1000,00	1785,50
15	 Germany	600,00	621,19	43,75	1264,94

Open Ladies Overall Results

- 01.10.2008 - 04.10.2008

	Bib	Name	Country	Categ.	Slalom	Tricks	Jump	Overall
1		Jaguess Regina	USA 	Ope F	1000,00	1000,00	1000,00	3000,00
2		Lauretano Alexandra	USA 	Ope F	800,00	974,83	903,12	2677,95
3		Adriaensen Kate	BEL 	Ope F	800,00	899,34	775,00	2474,34
4		Zlatohlavkova Martina	CZE 	Ope F	630,77	912,58	806,25	2349,60
5		Chardin Nancy	FRA 	Ope F	661,54	778,81	840,62	2280,97
6		Veramchuk Maryia	BLR 	Ope F	830,77	709,93	703,12	2243,82
7		Kolesarova Barbora	SVK 	Ope F	661,54	654,30	740,62	2056,46
8		Stevens Karen	CAN 	Ope F	984,62	431,79	553,12	1969,53
9		Sourty Virginie	FRA 	Ope F	76,92	592,05	621,88	1290,85
10		Volk Franka Maria	GER 	Ope F	600,00	621,19	43,75	1264,94
11		Neels Camille	FRA 	Ope F	30,77	327,15	800,00	1157,92
12		Shailer Linda	NZL 	Ope F	630,77	164,24	303,12	1098,13
13		Song Yufei	CHN 	Ope F	230,77	778,81	78,12	1087,70
14		Shorten Kelly	GBR 	Ope F	461,54	303,31	228,12	992,97
15		Mei Feng	CHN 	Ope F	46,15	54,30	765,62	866,07
16		Long Jessica	CAN 	Ope F	15,38	307,28	459,38	782,04
17		Jiang Hui	CHN 	Ope F	30,77	668,87	56,25	755,89
18		Yonezawa Shiori	JPN 	Ope F	46,15	152,32	371,88	570,35
19		Kuhara Erica	JPN 	Ope F	123,08	189,40	112,50	424,98

Open Men Jump Results








Homologation: Ranking List - 01.10.2008 - 04.10.2008

	Bib	Name	Country	Categ.	Preliminary	Final	Overall
1		Miranda Rodrigo	CHI 	Ope M	52,4m (172ft)	60,0m (197ft)	1000,00
2		Selsor Storm	USA 	Ope M	53,8m (177ft)	59,9m (197ft)	997,14
3		Melnuk Kevin	CAN 	Ope M	50,7m (166ft)	58,0m (190ft)	942,86
4		Sedlmajer Adam	CZE 	Ope M	54,8m (180ft)	57,4m (188ft)	925,71
5		Haslam Sam	GBR 	Ope M	54,7m (179ft)	56,2m (184ft)	891,43
6		Selsor Ryan	USA 	Ope M	49,6m (163ft)	53,6m (176ft)	817,14
7		Bernatowicz Krzystof	POL 	Ope M	52,3m (172ft)	53,4m (175ft)	811,43
8		Paradis Alex	CAN 	Ope M	49,8m (163ft)	52,8m (173ft)	794,29
9		Vesely Petr	CZE 	Ope M	49,5m (162ft)	51,4m (169ft)	754,29
10		Shu Zhenyi	CHN 	Ope M	50,2m (165ft)	50,5m (166ft)	728,57
11		Krzywinski Mateusz	POL 	Ope M	52,2m (171ft)	48,5m (159ft)	777,14
12		Rutkowski Jakub	POL 	Ope M	50,7m (166ft)	0,0m (0ft)	734,29
13		Oliver Daniel	GBR 	Ope M	48,3m (158ft)		665,71
14		Burdick Cale	USA 	Ope M	47,6m (156ft)		645,71
15		Ishikava Eijiro	JPN 	Ope M	43,1m (141ft)		517,14
16		Gibson Matthew	NZL 	Ope M	42,3m (139ft)		494,29
17		Bushyn Siarhei	BLR 	Ope M	42,1m (138ft)		488,57

18	Bellingham Christopher	GBR 	Ope M	41,5m (136ft)		471,43
19	Beliakou Herman	BLR 	Ope M	41,4m (136ft)		468,57
20	Schultz Karl	NZL 	Ope M	41,3m (135ft)		465,71
21	Papakul Nikita	BLR 	Ope M	40,2m (132ft)		434,29
22	Nagatomo Shun	JPN 	Ope M	36,4m (119ft)		325,71
23	Massaki Hamada	JPN 	Ope M	35,3m (116ft)		294,29
24	Donaldson Karl	NZL 	Ope M	34,5m (113ft)		271,43
25	Weston Brad	AUS 	Ope M	29,2m (96ft)		120,00
26	Olifent Wayne	AUS 	Ope M	23,4m (77ft)		
27	Hagama Shunjiro	JPN 	Ope M	0,0m (0ft)		

Open Ladies Jump Results


Homologation: Ranking List - 01.10.2008 - 04.10.2008

Bib	Name	Country	Categ.	Preliminary	Final	Overall
1	Jaguess Regina	USA 	Ope F	44,4m (146ft)	49,0m (161ft)	1000,00
2	Lauretano Alexandra	USA 	Ope F	44,7m (147ft)	45,9m (151ft)	903,12
3	Chardin Nancy	FRA 	Ope F	43,9m (144ft)	43,4m (142ft)	840,62
4	Zlatohlavkova Martina	CZE 	Ope F	40,5m (133ft)	42,8m (140ft)	806,25
5	Adriaensen Kate	BEL 	Ope F	41,1m (135ft)	41,8m (137ft)	775,00
6	Mei Feng	CHN 	Ope F	41,1m (135ft)	41,5m (136ft)	765,62
7	Neels Camille	FRA 	Ope F	42,6m (140ft)	40,0m (131ft)	800,00

8	Kolesarova Barbora	SVK 	Ope F	40,7m (134ft)	39,5m (130ft)	740,62
9	Veramchuk Maryia	BLR 	Ope F	39,5m (130ft)	38,6m (127ft)	703,12
10	Sourty Virginie	FRA 	Ope F	36,1m (118ft)	36,9m (121ft)	621,88
11	Stevens Karen	CAN 	Ope F	34,7m (114ft)		553,12
12	Long Jessica	CAN 	Ope F	31,7m (104ft)		459,38
13	Yonezawa Shiori	JPN 	Ope F	28,9m (95ft)		371,88
14	Shailer Linda	NZL 	Ope F	26,7m (88ft)		303,12
15	Shorten Kelly	GBR 	Ope F	24,3m (80ft)		228,12
16	Kuhara Erica	JPN 	Ope F	20,6m (68ft)		112,50
17	Song Yufei	CHN 	Ope F	19,5m (64ft)		78,12
18	Jiang Hui	CHN 	Ope F	18,8m (62ft)		56,25
19	Volk Franka Maria	GER 	Ope F	18,4m (60ft)		43,75

Open Men Tricks Results

Homologation: Ranking List - 01.10.2008 - 04.10.2008

	Bib Name	Country	Categ.	Preliminary	Final	Overall
1	Beliakou Herman	BLR 	Ope M	6470	9810	1000,00
2	Wilson Tomlin	USA 	Ope M	8550	8800	897,04
3	Odvarko Daniel	CZE 	Ope M	4840	8660	882,77
4	Selsor Storm	USA 	Ope M	3820	8230	838,94
5	Miranda Rodrigo	CHI 	Ope M	3820	7580	772,68
6	Papakul Nikita	BLR 	Ope M	4150	7530	767,58
7	Melnuk Kevin	CAN 	Ope M	8060	6660	821,61
8	Vesely Petr	CZE 	Ope	6210	6110	633,03

					M			
9	Sedlmajer Adam	CZE		Ope M	8740	5340	890,93	
10	Burdick Cale	USA		Ope M	5000	4980	509,68	
11	Gibson Matthew	NZL		Ope M	4660	4600	475,03	
12	Bernatowicz Krzystof	POL		Ope M	4070	4470	455,66	
13	Bushyn Siarhei	BLR		Ope M	3620		369,01	
14	Haslam Sam	GBR		Ope M	3410		347,60	
15	Paradis Alex	CAN		Ope M	3320		338,43	
16	Massaki Hamada	JPN		Ope M	3030		308,87	
17	Ishikava Eijiro	JPN		Ope M	2540		258,92	
18	Bellingham Christopher	GBR		Ope M	2460		250,76	
19	Donaldson Karl	NZL		Ope M	2340		238,53	
20	Schultz Karl	NZL		Ope M	2330		237,51	
21	Sourty Marc	FRA		Ope M	2280		232,42	
22	Oliver Daniel	GBR		Ope M	1750		178,39	
23	Faisy Jean Baptiste	FRA		Ope M	1680		171,25	
24	Weston Brad	AUS		Ope M	1390		141,69	
25	Olifent Wayne	AUS		Ope M	1310		133,54	
26	Selsor Ryan	USA		Ope M	1220		124,36	
27	Nagatomo Shun	JPN		Ope M	1050		107,03	
28	Hagama Shunjiro	JPN		Ope M	680		69,32	

Open Ladies Tricks Results

Homologation: Ranking List - 01.10.2008 - 04.10.2008

	Bib	Name	Country	Categ.	Preliminary	Final	Overall
1		Lauretano Alexandra	USA 	Ope F	6870	7360	974,83
2		Zlatohlavkova Martina	CZE 	Ope F	6800	6890	912,58
3		Adriaensen Kate	BEL 	Ope F	6560	6790	899,34
4		Jaguess Regina	USA 	Ope F	7550	6680	1000,00
5		Song Yufei	CHN 	Ope F	4680	5880	778,81
6		Mos Anna	POL 	Ope F	4340	5450	721,85
7		Chardin Nancy	FRA 	Ope F	5880	5130	778,81
8		Kolesarova Barbora	SVK 	Ope F	3690	4940	654,30
9		Volk Franka Maria	GER 	Ope F	3580	4690	621,19
10		Sourty Virginie	FRA 	Ope F	4010	4470	592,05
11		Jiang Hui	CHN 	Ope F	5050	3730	668,87
12		Veramchuk Maryia	BLR 	Ope F	5360	3260	709,93
13		Stevens Karen	CAN 	Ope F	3260		431,79
14		Summerill Rebecca	NZL 	Ope F	2810		372,19
15		Neels Camille	FRA 	Ope F	2470		327,15
16		Long Jessica	CAN 	Ope F	2320		307,28
17		Shorten Kelly	GBR 	Ope F	2290		303,31
18		Welter Claire Lise	FRA 	Ope F	1910		252,98
19		Kuhara Erica	JPN 	Ope F	1430		189,40
20		Shailer Linda	NZL 	Ope F	1240		164,24
21		Qin Xiaohui	CHN 	Ope F	1180		156,29
22		Yonezawa Shiori	JPN 	Ope F	1150		152,32
23		Kurczynska Olga	POL 	Ope F	970		128,48
24		Mei Feng	CHN 	Ope F	410		54,30

Open Men Slalom Results

Homologation: Ranking List - 01.10.2008 - 04.10.2008

Bib	Name	Country	Categ.	Preliminary	Final	Overall
1	Burdick Cale	USA 	Ope M	5,25/58/11.25	3,00/58/10.75	1000,00
2	Faisy Jean Baptiste	FRA 	Ope M	1,00/58/10.75	5,00/58/11.25	948,72
3	Sedlmajer Adam	CZE 	Ope M	0,00/58/12.00	5,00/58/11.25	897,44
4	Selsor Storm	USA 	Ope M	3,50/58/12.00	5,00/58/12.00	743,59
5	Sourty Marc	FRA 	Ope M	0,50/58/11.25	4,50/58/12.00	782,05
6	Vesely Petr	CZE 	Ope M	5,25/58/11.25	3,50/58/12.00	903,85
7	Knight Daniel	AUS 	Ope M	4,00/58/13.00 (Tie break: 6,00/58/13.00)	1,50/58/12.00	653,85
8	Bernatowicz Tomasz	POL 	Ope M	5,00/58/13.00	0,50/58/12.00	628,21
9	Odvarko Daniel	CZE 	Ope M	5,00/58/11.25	5,50/58/13.00	897,44
10	Bellingham Christopher	GBR 	Ope M	1,00/58/11.25	5,00/58/13.00	794,87
11	Papakul Nikita	BLR 	Ope M	2,00/58/12.00	3,50/58/13.00	666,67
12	Bernatowicz Krzystof	POL 	Ope M	2,50/58/12.00	0,50/58/13.00	679,49
13	Haslam Sam	GBR 	Ope M	4,00/58/13.00 (Tie break: 3,50/58/13.00)		564,10
14	Melnuk Kevin	CAN 	Ope M	3,25/58/13.00		544,87
15	Gibson Matthew	NZL 	Ope M	3,00/58/13.00		538,46
15	Ronaldson Bradley	CAN 	Ope M	3,00/58/13.00		538,46
15	Selsor Ryan	USA 	Ope	3,00/58/13.00		538,46

M							
18	Beliakou Herman	BLR		Ope M	1,50/58/13.00		500,00
18	Oliver Daniel	GBR		Ope M	1,50/58/13.00		500,00
20	Weston Brad	AUS		Ope M	1,25/58/13.00		493,59
21	Donaldson Karl	NZL		Ope M	1,00/58/13.00		487,18
22	Bushyn Siarhei	BLR		Ope M	5,00/58/14.25		435,90
23	Ren Hongliang	CHN		Ope M	1,25/58/14.25		339,74
24	Krzywinski Mateusz	POL		Ope M	5,50/58/16.00		294,87
24	Nagatomo Shun	JPN		Ope M	5,50/58/16.00		294,87
26	Hagama Shunjiro	JPN		Ope M	5,00/58/16.00		282,05
26	Paradis Alex	CAN		Ope M	5,00/58/16.00		282,05
26	Rutkowski Jakub	POL		Ope M	5,00/58/16.00		282,05
29	Massaki Hamada	JPN		Ope M	4,50/58/16.00		269,23
30	Olifent Wayne	AUS		Ope M	4,00/58/16.00		256,41
31	Ishikava Ejjiro	JPN		Ope M	1,00/58/18.25		25,64
32	Miranda Rodrigo	CHI		Ope M	0,50/58/18.25		12,82
32	Schultz Karl	NZL		Ope M	0,50/58/18.25		12,82
32	Wilson Tomlin	USA		Ope M	0,50/58/18.25		12,82